



Changes in External Egg Traits of Chickens during Pre- and Post-Molting Periods

Aziz SR¹, Shaker AS¹ & Kirkuki SMS²

¹Animal production Department, Agricultural Research Center, Ministry of Agriculture and Water Recourses, Sulaimani, Iraq

²Animal Production Department, Faculty of Agricultural Sciences, Sulaimani University, Sulaimani, Iraq

Poultry Science Journal 2017, 5 (2): 9-13

Keywords

Local chicken
Natural molting
Egg external trait

Corresponding author

Ahmed Shaker
kosrat_ahmed@yahoo.com

Article history

Received: December 26, 2016
Revised: April 25, 2017
Accepted: June 23, 2017

Abstract

481 fresh fertilized eggs of three Kurdish local chickens (Black with brown neck, White with shank feathering, and White with non-feathering shank) were collected at pre-molting (355 eggs) and post-molting (126 eggs) stages to evaluate external egg traits. A venine caliper was used to determine the length and breadth of eggs to calculate Shape index. Results indicated that egg weight increased in all genetic groups ($P < 0.05$) at post-molting stage compared with pre-molting stage. There was a significant difference in egg length between pre- and post-molting periods from the black chicken with brown neck and white chicken with shank feather, but not from the white chicken with non-feathering shank. Also, egg breadth was similar between pre- and post-molting periods from black with brown neck and white with shank feather, but was different from white with non-feathering shank. Shape index was also similar between pre- and post-molting periods for white with shank feather, but were significantly different ($P < 0.05$) for black with brown neck and white with non-feathering shank. The results of this study indicate that egg external traits improved during post-molting period than pre-molting, and variations between egg layers for external traits could be due to the genetic makeup.

Introduction

Molting is a major event in the annual life cycle of most avian species including wild and domestic birds (Koelkebeck and Anderson, 2007). Birds usually experience molting during winter due to short daylight, at which point there is periodic shedding and replacement of plumage (Berry, 2003). This process, which represents a rejuvenation of the reproductive system (Svihus *et al.*, 2002), occurs after sexual maturity, and is associated with a pause in egg production, which can be lengthy and asynchronous with others in the flock. Molting and its effects may be important in understanding the reality of hen care and egg production (La Brash and Scheideler, 2005).

Molting is a technique that is employed

commercially to cease egg production in laying and breeding hens to recycle them for another season of egg production. After the molting, egg production and quality may improve significantly compared to pre-molt period. Since 2005, four genetic groups of Kurdish local chickens were established that differ in many physical traits like feather color, shank feather appearance, and egg traits. Up to date, it is not clear if there are significant differences between both molting periods and egg external traits. The objective of this study is to evaluate the external traits of eggs before and after molting by using three genetic groups of Kurdish local hens.

Materials and Methods

The experiment was carried out between

February 2015 to February 2016 in the Poultry Production Department, Agricultural Research Center in Sulaimani, Ministry of Agriculture and Water Resource in Kurdistan, Iraq (35° 32' 30" N 45° 21' 00" E) at an altitude of 737.5 m above sea level. Three genetic groups of Kurdish local chickens were used: Black with brown neck (BBN), White with shank feathering (WSF), and White with non-feathering shank (WNFS). 481 fresh fertilized eggs were collected at two periods: 355 eggs at pre-molting (62-72 weeks of age) and 126 eggs at post-molting (after 80 weeks of age). After collection, eggs were weighted to the nearest 0.01 g. A venine caliper with accuracy of 0.01 mm was used to determine the egg length and breadth to calculate Shape Index (SI) using the equation below (Reddy *et al.*, 1979):

Shape index (SI) = Breadth / Length × 100

General linear model (GLM) with SPSS v18 program was used to assess the effects of genetic

lines, pre- and post-molting. Duncan multiple range test was used to test the difference between means (Duncan, 1955).

Results and Discussion

Results regarding egg traits at pre- and post-molting periods are shown in Table 1. Egg weight at pre-molting period from BBN and WSF (59.94 ± 0.31 and 59.17 ± 0.35 g, respectively) were significantly higher than eggs from WNFS (57.41 ± 0.47 g). In contrast, at the post-molting period, egg weight was significantly higher from WNFS (63.85 ± 0.35 g) than BBN and WSF (61.96 ± 0.83 and 61.02 ± 1.05 g, respectively) ($P < 0.05$). Egg weights for all genetic groups were significantly higher at post-molting compare to pre-molting period ($P < 0.05$) (Fig. 1), consistent with previous works (Nakazawa *et al.*, 1970; North and Bell, 1990; Rolon *et al.*, 1993; Ahmed *et al.*, 1995; Akram, 1998; Aygun, 2013; Ahmad *et al.*, 2014b).

Table 1. Egg characteristics of three genetic groups at pre and post-molting periods[†]

	Pre-molting				Post-molting			
	Egg weight (g)	Egg length (mm)	Egg breadth (mm)	Egg shape index (%)	Egg weight (g)	Egg length (mm)	Egg breadth (mm)	Egg shape index (%)
BBN [‡]	59.94 ± 0.31^a	57.68 ± 0.23^a	43.38 ± 0.13^a	75.44 ± 0.55^b	61.96 ± 0.83^b	59.77 ± 0.34^a	43.32 ± 0.24^b	72.53 ± 0.42^b
WSF [#]	57.41 ± 0.47^b	57.16 ± 0.23^a	42.80 ± 0.16^b	74.98 ± 0.45^b	61.02 ± 1.05^b	60.27 ± 0.64^a	43.17 ± 0.39^b	71.67 ± 1.16^b
WNFS [*]	59.17 ± 0.35^a	56.41 ± 0.21^b	43.60 ± 0.11^a	77.42 ± 0.31^a	63.85 ± 0.35^a	56.86 ± 0.27^b	45.14 ± 0.11^a	79.55 ± 0.44^a
Mean	58.84 ± 0.21	57.08 ± 0.12	43.26 ± 0.07	75.95 ± 0.23	63.27 ± 0.33	57.72 ± 0.24	44.61 ± 0.12	77.50 ± 0.44
P-value	<0.001	<0.001	<0.001	<0.001	0.02	<0.001	<0.001	<0.001

[†]Data are presented as Mean ± SEM.

[‡]Black with brown neck, [#]White with shank feather, ^{*}White with non-shank feather.

Means with different superscripts in each column differ significantly ($P < 0.05$).

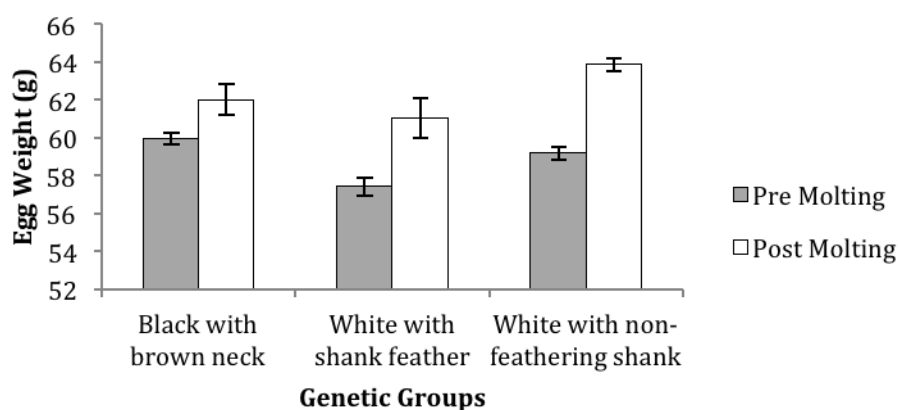


Figure 1. Egg weight of three genetic groups at pre- and post-molting periods.

Egg length in BBN and WSF groups (57.68 ± 0.23 and 57.16 ± 0.23 cm, respectively) was significantly higher than WNFS group (56.41 ± 0.21 cm) at pre-molting period ($P < 0.05$; Table 1). A similar trend was observed at post-molting period too. Highly significant differences ($P <$

0.001) were observed between pre- and post-molting periods for BBN and WSF groups, while the difference was insignificant in WNFS chickens (Fig. 2). Ahmad *et al.* (2014a) found no significant differences between pre- and post-molting periods for egg length from Aseel hens

varieties. This could be attributed to different strains that lay eggs with different weights and

sizes, resulting in variations in egg length (Arafa et al., 1982; Bell and Weaver, 2002).

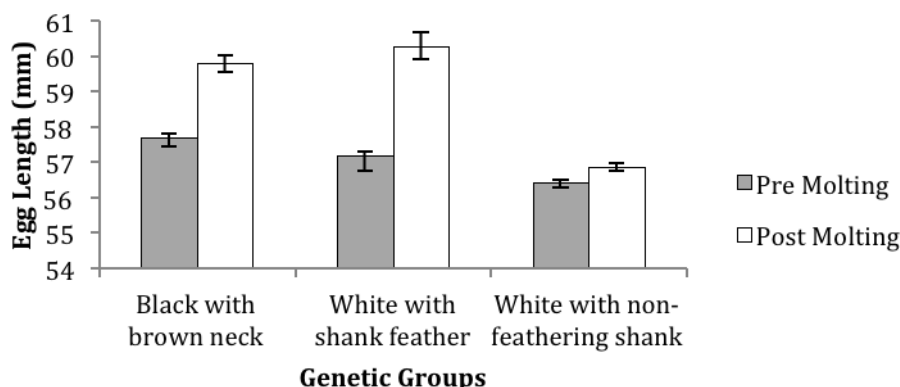


Figure 2. Egg length of three genetic groups of chickens at pre- and post-molting periods.

The results in Table 1 show that egg breadth of WNFS and BBN groups (43.60 ± 0.11 and 43.38 ± 0.13 cm, respectively) was significantly higher than WSF group (42.80 ± 0.16 cm) at pre-molting period ($P < 0.05$). In the post-molting period, higher egg breadth was observed for WNFS group (45.14 ± 0.11 cm) than BBN and WSF groups (43.32 ± 0.24 and 43.17 ± 0.39 cm, respectively) ($P < 0.05$). Egg breadth was similar

between pre- and post-molting periods for BBN and WSF groups, while the difference in WNFS group was statistically significant ($P < 0.05$, Fig 3). Ahmad et al. (2014a) found significant difference between pre- and post-molting periods for egg breadth. This difference could be due to genotypic variation (Arafa et al., 1982; Bell and Weaver, 2002).

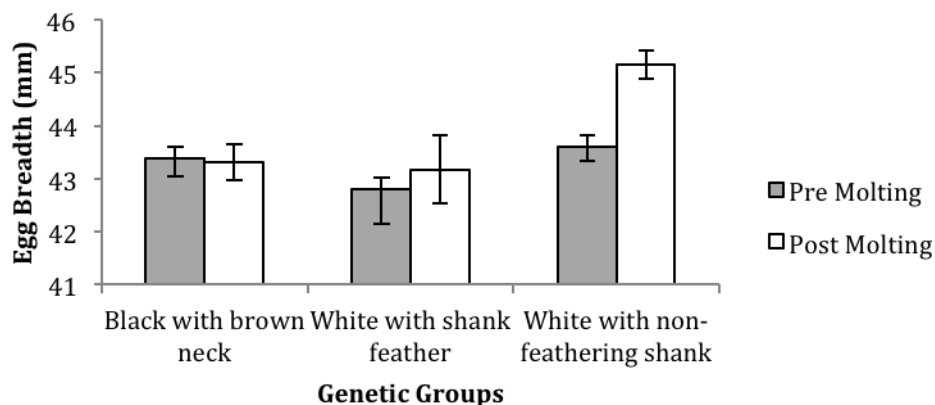


Figure 3. Egg breadth of different genetic groups of chickens at pre- and post-molting periods.

The greatest egg shape index in pre-molting period was from eggs of the WNFS group ($77.42 \pm 0.31\%$), which was significantly higher than WSF and BBN groups (74.98 ± 0.45 and $75.44 \pm 0.55\%$, respectively) ($P < 0.05$). A similar trend was seen in post-molting period where the greatest egg shape index was also from the WNFS group ($79.55 \pm 0.44\%$), followed by the BBN ($72.53 \pm 0.42\%$) and WSF ($71.67 \pm 1.16\%$). Shape index was similar between pre- and post-molting

periods in WSF group, but was significantly higher during post-molting than pre-molting in BBN and WNFS groups ($P < 0.05$, Fig 4). The increase in shape index in WNFS could be due to increased egg breadth after molting (Nakazawa, et al., 1970; Aygun, 2013; Ahmad et al., 2014a), since egg shape index is directly proportional to egg breadth (Günlü et al. 2003; Monira et al. 2003; Brand et al. 2004).

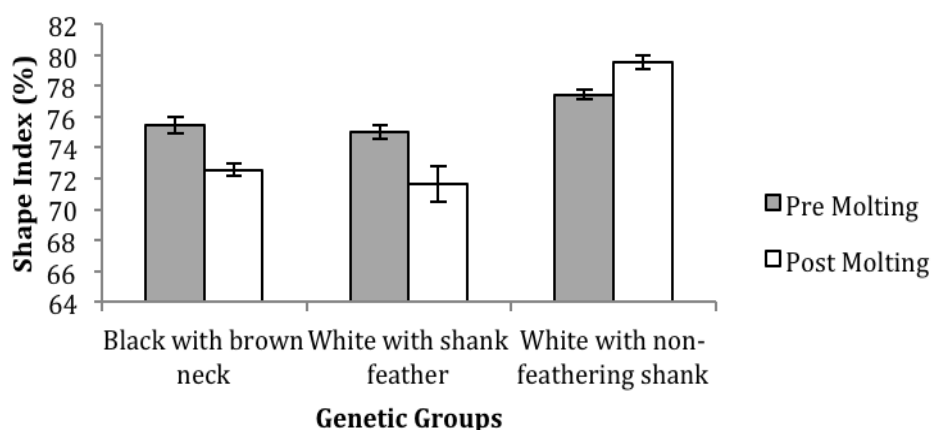


Figure 4. Egg shape index of different genetic groups of chickens at pre- and post-molting periods.

Conclusion

The results of this study indicate that egg external traits improve during post-molting period compared to pre-molting period, and

these traits vary between egg layers, likely due to genetic makeup.

References

- Ahmad Z, Sahota AW, Akram M, Khalique A, Shafique M, Mehmood S, Usman M, Mustafa G & Khan MS. 2014a. Pre and post-moult egg geometry during three different ages in four varieties of indigenous Aseel chicken. *The Journal of Animal and Plant Sciences*, 24: 1613-1617.
- Ahmad Z, Sahota AW, Akram M, Khalique A, Jatoi AS, Shafique M, Usman M & Khan U. 2014b. Pre and post-moult productive efficiency in four varieties of indigenous Aseel chicken during different production cycles. *The Journal of Animal and Plant Sciences*, 24: 1276-1282.
- Ahmad N., Akram Zia-ur-Rehman M., Shah TH & Yousaf M. 1995. Effect of new molting programme on productive performance of spent layers under indigenous conditions. *Pakistan Veterinary Journal*, 15, 46-48.
- Akram M. 1998. Effect of induced moult on the subsequent second production cycle performance of commercial layers reared under various lighting and feeding regimes. PhD thesis, Dept. Poultry Husbandry, university of Agriculture, Faisalabad, Pakistan.
- Arafa AS, Harms RH, Miles RD, Christmas RB & Choi JH. 1982. Quality characteristics of eggs from different strains of hens as related to time of oviposition. *Poultry Science*, 61: 842-847. DOI: 10.3382/ps.0610842
- Aygun A. 2013. Effects of force molting on eggshell colour, egg production and quality traits in laying hens. *Revue de Médecine Vétérinaire*, 164: 46-51.
- Bell DD & Weaver WD. 2002. *Commercial chicken meat and egg production* (5th Edition ed.). Springer. 1365 Pages.
- Berry WD. 2003. The physiology of induced molting. *Poultry Science*, 82: 971-980. DOI: 10.1093/ps/82.6.971
- Brand VD, Parmentier HK & Kemp B. 2004. Effects of housing system (outdoor vs cages) and age of laying hens on egg characteristics. *British Poultry Science*, 45: 745-752.
- Duncan, D. B. (1955). Multiple range and multiple F test. *Biometrics*, 11: 1-42. DOI: 10.2307/3001478
- Günlü A, Kirikçi K, Çetin O & Garip M. 2003. Some external and internal quality characteristics of partridge (*A. graeca*) eggs. *Food, Agriculture & Environment*, 1: 197-199.
- KoelKebeck, KW & Anderson KE. 2007. Molting layers-Alternative methods and their effectiveness. *Poultry Science*, 86: 1260-1264. DOI: 10.1093/ps/86.6.1260
- LaBrash LF & Scheideler SE. 2005. Farm feather condition score survey of commercial laying hens. *Journal of Applied Poultry Research*, 14: 740-744. DOI: 10.1093/japr/14.4.740
- Monira KN, Salahuddin M & Miah G. 2003. Effect of breed and holding period on egg

- quality characteristics of chicken. *International Journal of Poultry Science*, 2: 261-263.
- Nakazawa M, Furuta K, Fuke T & Geshi H. 1970. Studies on the forced molting in layer, Effect of forced molting in autumn on the performance of the layer. *Japanese Poultry Science*, 7: 12-17. DOI: 0.2141/jpsa.7.12
- North MO & Bell DD. 1990. *Commercial chicken production manual* (4th ed.). US: Springer. 913 Pages.
- Reddy PM, Reddy VR, Reddy, CV & Rao PSP. 1979. Egg weight, shape index and hatchability in Khaki Campbell duck egg. *Indian Journal of Poultry Science*, 14: 26-31.
- Rolon A, Buhr R & Cunningham D. 1993. Twenty-four-hour feed withdrawal and limited feeding as alternative methods for induction of molt in laying hens. *Poultry Science*, 72: 776-785. DOI: 10.3382/ps.0720776
- Svihus B, Hetland H, Choct M & Sundby F. 2002. Passage rate through the anterior digestive tract of broiler chickens fed on diets with ground and whole wheat. *British Poultry Science*, 43: 662-668. DOI: 10.1080/0007166021000025037.